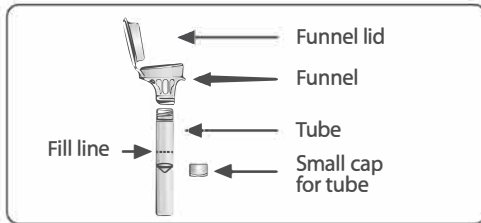


COVID-19 PCR Saliva Test Collection Instructions



Collection precautions:

Do NOT eat, drink, smoke or chew gum for 30 minutes before giving your sample.

Do NOT remove the plastic film from the funnel lid.

Contents: Kit contains stabilizing liquid.

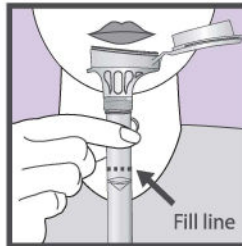
Warnings and precautions:

Wash with water if stabilizing liquid comes in contact with eyes or skin. Do NOT ingest. See MSDS at www.dnagenotek.com.

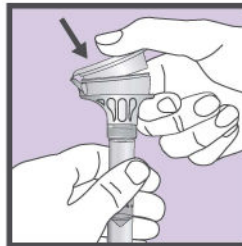
Small cap may pose a choking hazard.

USER INSTRUCTIONS

Most people take between 2 and 5 minutes to deliver a sample following steps 1 to 5.



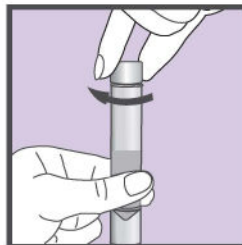
- 1 Spit into funnel until the amount of liquid (not bubbles) reaches the fill line shown in picture #1.



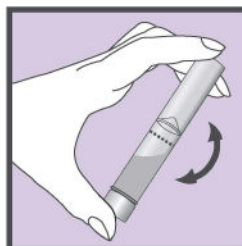
- 2 Hold the tube upright with one hand. Close the funnel lid with the other hand (as shown) by firmly pushing the lid until you hear a loud click. The liquid in the lid will be released into the tube to mix with the sample. Make sure that the lid is closed tightly.



- 3 Hold the tube upright. Unscrew the funnel from the tube.



- 4 Use the small cap to close the tube tightly.



- 5 Shake the capped tube for 5 seconds. Discard or recycle the funnel.